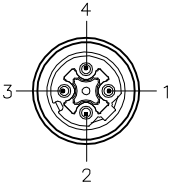


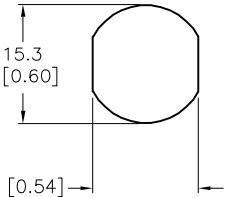
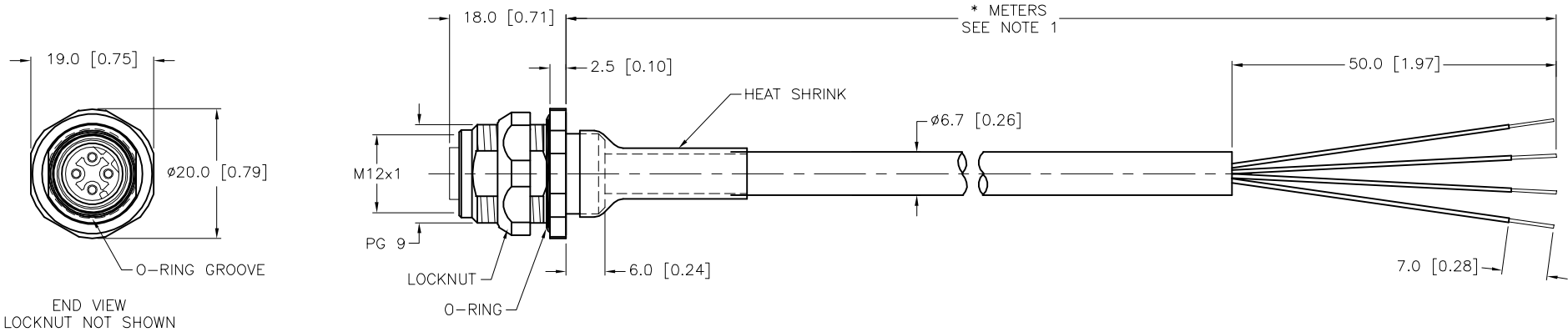


FEMALE END VIEW	MOUNTING HOLE	SPECIFICATIONS	
 <p>1 = WHITE/ORANGE (+TX) 2 = WHITE/GREEN (+RX) 3 = ORANGE (-TX) 4 = GREEN (-RX)</p>  		CONTACT CARRIER MATERIAL	TPU
		CONTACT MATERIAL/PLATING	BRASS/GOLD
		HOUSING MATERIAL/PLATING	BRASS/NICKEL
		RATED CURRENT [A]	4.0 A
		RATED VOLTAGE [V]	250 V
		OUTER CABLE JACKET MATERIAL/COLOR	TPE/TEAL
		CONDUCTOR INSULATION MATERIAL	HDPE
		NUMBER OF CONDUCTORS [AWG]	2UTP×24 AWG, STRANDED
		SHIELDING	ALUM.-POLYESTER FOIL & T-C BRAIDED
		TEMPERATURE RANGE	-40°C to +80°C (-40°F to +176°F)
		PROTECTION CLASS	MEETS NEMA 1,3,4,6P AND IEC IP68
		MAX. PANEL THICKNESS	3.0 [0.12]



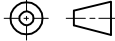
"441" RAW CABLE SPECIFICATIONS	
CABLE PROPERTIES:	OIL, UV, WELD SLAG, AND ABRASION RESISTANT
VOLTAGE RATINGS (MAX):	600V
CATEGORY:	CAT 5e; (CABLE WILL MEET CAT 5e CHANNEL REQUIREMENTS TO 90M LENGTH)
POE COMPLIANT (802.3af):	UP TO 80M LENGTH WHEN INSTALLED PER RECOMMENDATIONS IN TIA TSB-184
FLEXLIFE:	10X CABLE OD MIN: 1 MILLION CYCLES (TICK TOCK) 20X CABLE OD MIN: 10 MILLION CYCLES (TICK TOCK) TORSION TEST: 3 MILLION CYCLES (1lb LOAD, 360°-71 CYCLES/min)
APPROVALS:	C(UL)US CMX-OUTDOOR-CM LISTED, AWM RECOGNIZED COMPLIANT WITH NEC ARTICLE 800 COMMUNICATIONS CABLES

CABLE LENGTH	TOLERANCE*
ALL LENGTHS	+ 4% (OR 50mm) OF LENGTH - 0% (OR 0mm) OF LENGTH WHICHEVER IS GREATER
STRIP LENGTH	TOLERANCE*
0-7mm	±0.5mm
8-29mm	±1.0mm
30-49mm	±2.0mm
50-69mm	±3.0mm
70-100mm	±4.0mm
OVER 100mm	±5.0mm
* UNLESS OTHERWISE SPECIFIED	

NOTES:

1. "*" INDICATES CABLE LENGTH IN METERS. CONTACT TURCK TO ORDER SPECIFIC LENGTHS.

SOURCE DRAWING - FOR REFERENCE ONLY

RELATED DOCUMENTS		3RD ANGLE PROJECTION		THIS DRAWING IS CONFIDENTIAL AND THE PROPERTY OF TURCK INC. USE OF THIS DOCUMENT WITHOUT WRITTEN PERMISSION IS PROHIBITED.		3000 CAMPUS DRIVE MINNEAPOLIS, MN 55441 1-800-544-7769 (763) 553-7300 (763) 553-0708 fax www.turck.us	
1. 2. 3. 4.				DRFT RDS		DATE 09/12/18	
MATERIAL		ALL DIMENSIONS DISPLAYED ON THIS DRAWING ARE FOR REFERENCE ONLY		APVD T.V.		SCALE 1=1.0	
FINISH		CONTACT TURCK FOR MORE INFORMATION		UNIT OF MEASUREMENT MILLIMETER [INCH]		DESCRIPTION FKFDD 441-*M	
A		DRAWING RELEASE		RDS 09/18/18		IDENTIFICATION NO.	
REV		DESCRIPTION		BY DATE ECO NO.		FILE: 777042162	
						SHEET 1 OF 1	